

INSTRUCTION



KP-CS-03

1. General information

Curtain switch with touch panel KP-CS-03 is a device installed instead of a standard switch to control, for example, external roller blinds, curtains and other devices controlled by high-voltage motors.

It uses the Z-Wave protocol. When added to a gateway, it can be controlled remotely. It can be used without a gateway and without the internet as a normal roller shutter controller.

Two buttons are used to control up or down respectively.

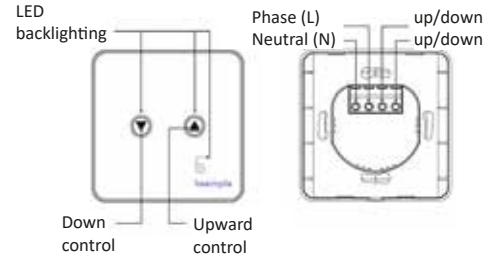
2. Package contents

- Roller shutter controller with touch panel.
- Operating instructions.
- Mounting accessories.

3. Additional informations

- Manual control by pressing touch buttons available.
- Z-Wave Plus protocol (700 series).
- The colour of the backlight informs us of the state in which the device is: on, off, in the state of adding to the gateway, etc.
- Acts as a signal booster (repeater) - connects to other devices extending the range of the network.
- Support for OTA firmware updates.

4. Description of the device

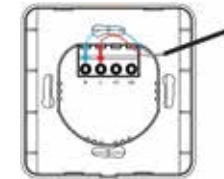


5. Technical specifications

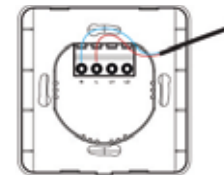
Power supply	AC 110-240 V, 50 Hz
Maximum load	16 A
Energy consumption	≤0.6 W
Voltage	230V
Storage temperature	-20° C to 60° C
Operating temperature	-10° C to 45° C
Wireless protocol	Z-Wave
Frequency	868.42 MHz
Range (in metres)	up to 50 m outdoors up to 30 m indoors
Dimension (mm)	85x85x32.5

6. Installation instruction

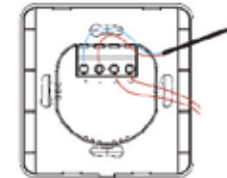
Caution: make sure you switch off the electricity (fuse) before you start assembling the unit.
Connect the (N) neutral wire in place of the blue wire.
In place of the red wire, connect the (L) phase wire.



- (1) Before inserting the L and N cable in the correct place wire, remove the screws.
Then place the N and L wires in position.



- (2) Place all wires in position and tighten the screws.



- (3) Connect the roller shutter control and power supply as shown in the diagram below.

